

Relax, You're Just Getting Started

Learning to write use the CCTV can be a challenging task that requires patients and practice to become proficient. Don't get discouraged if you don't write perfectly the first time you try. This workbook is designed to give you an opportunity to practice writing with the CCTV. Immediately trying to fill out a check can sometimes produce bad results, so take the time to go through some or all of the activities to work toward a goal such as writing checks.

What Should I Write With?

Writing under the CCTV can be a very effective way to fill out forms, checks, write letters, or sign your name. You may find that writing with different types of utensils provide you with varying results.

- Gel Pens are made by various companies and have been used with great success. Gel pens write similarly to a ball point, but provide a darker and thicker looking line. They do not bleed through pages. If you purchase the Bold 1mm tip size you will notice that the line width is slightly larger than a ball point and has proven to be easier to read. They can be found at stationary stores, but be sure to ask for the Bold 1mm tip, as they come in varying sizes. These are probably the best option for filling out forms or writing checks.
- Ball point pens can be used with great success when writing under the CCTV. You will need to make sure not to lean the pen too much on its side since the ink flows out of the pen by a gravity feed. These are often a good option when a Gel pen is not available for filling out forms or writing checks.
- Ask you VIST or BROS about 20/20 style felt tip markers. These pens can be used with or without the CCTV. When writing under the CCTV the lines of these pens is extremely bold. This felt tip style pen will typically not bleed through the paper as long as you don't 'old the tip to the paper in one spot too long. These are good options for writing notes for yourself. However, keep in mind if you write a grocery list using the CCTV you may need a hand-held magnifier or other device to read the list while you are at the store. This type of writing may best be done without the CCTV so you know you can read the information later without the need for additional devices.
- Sharpie Markers are another utensil that people sometimes use. They can easily be found at local grocery or stationary stores. However, these markers are notorious for bleeding through pages so you will need to be careful when using these. The 20/20 style pens are probably a better option.

Many artists have used the CCTV to continue their work. If you have an interest, don't be afraid to try pencils, acrylics, paints and brushes or anything else under the CCTV. You might be surprised with what you can accomplish.

Mechanics of Writing with the CCTV

First, adjust the XY table so that it is in a position that is comfortable and supportive when writing. For right handed people that means to pull the table out slightly and move it slightly to the right. Then lock the XY table in place if that option is available. Position the XY table in this manner will provide a nice stable base.

When holding your writing utensil, choke-up a little so the end of the pen is further from your fingers than normal. Having the pen tip sticking out a little further makes it easier to see on the screen.












Your CCTV has 2 light sources illuminating the XY table. These lights will create a shadow on the page from you pen and hand. If you position your hand so that it comes into view on the screen from the bottom edge of the screen, you will notice 2 shadows from your pen tip. One will be to the right and 1 from the left of your pen. These shadows are an excellent source of information. If your pen tip is several inches above the page you will not see a shadow. However, as you move your pen closer to the work the shadows will come into view. The closer you are to the page the closer the shadow will move toward your pen tip. When the pen touches the paper the shadow will touch the pen tip. This is a great depth of field indicator when writing. Also you may find that it is easier to watch the shadow to determine where your pen will hit the page. You can test this in the upcoming activities on the following pages.

Setting the Magnification Level

Adjust the magnification level as low as you can while still being able to see what you are trying to look at. The lower the level of magnification the greater your field of view will be. This will make writing much easier.

If you have further questions or concerns please email a Low Vision Specialist at New England Low Vision and Blindness info@nelowvision.com

Directions: Trace the following shapes with your pen tip to connect the dots and complete the shapes.



Directions: Draw 6 figures in the spaces provided to match the figure in the first column.

Directions: Connect the Dots!

1●

3●

5●

7●

2●

4●

6●

8●

Directions: Connect the Dots, Again!

1

●

15

●

2

●

14

●

3

●

13

●

4

●

12

●

5

●

11

●

6

●

10

●

7

●

9

●

8

●

Directions: Draw a fish on the fishpond above!

Directions: Answer the following questions by circling the best choice regarding the picture below.



Directions: Circle the correct answer to the following questions.

1. What type of Animal is in the picture?
 - a. Frog
 - b. Lion
 - c. Elephant
2. Which of the following is a famous name for this animal?
 - a. Shamo
 - b. Dumbo
 - c. Rudolph
3. Write the name of one type of food this animal would like to eat on the following line.

Directions: Trace the following alphabet letter, then write as many as you can in the space provided.

A a _____

B b _____

C c _____

D d _____

E e _____

F f _____

G g _____

H h _____

I i _____

J j _____

K k _____

L l _____

M m _____

N n _____

O o _____

P p _____

Q q

R r

S s

T t

U u

V v

W w

X x

Y y

Z z

Directions: Copy the words using a writing style you have used throughout your life on the line provided next to each word.

Up _____
Bed _____
Hot _____
Ham _____
Snow _____
Yule _____
Type _____
Basket _____
Cracker _____
pocket _____

Directions: Copy the words using only lower case block printing on the line provided next to each word.

man _____
dog _____
time _____
ball _____
book _____
tide _____
stairs _____
burger _____
writer _____
jacks _____

Directions: Copy the words using only upper case block printing on the line provided next to each word.

snowman _____

yuletide _____

upstairs _____

typewriter _____

bedtime _____

basketball _____

pocketbook _____

hamburger _____

crackerjacks _____

Which writing style will be easiest to read later, once you have forgotten what you have written? Often when people with low vision are writing notes or things they will need to read again, they will write in all upper case block printing because letter such as A, O, D, C, E can more easily be recognized when written in this manner.

Directions: Write the missing word on each of the following blank lines. Try to fit the words onto the lines provided, just as you would if you were completing a form.

winter and _____

hot and _____

_____ and jelly

bad and _____

_____ and sad

_____ and poor

boy and _____

_____ and man

soap and _____

sugar and _____ and _____

Jack and Jill _____ up a _____ to fetch a

_____ of water.

Directions: Fill in the following form.

Name: _____ Age: _____

Date of Birth: _____

Address: _____

City: _____ State: _____ Zip Code: _____

Are you married?: Yes / No How Long: _____

Do you have any children?: Yes / No How many boys?: _____ girls?: _____

What was your profession?: _____

How long did you work there?: _____

What branch of the service were you in?: _____

How long did you serve?: _____

How many different places were you stationed? _____

Where were you stationed?: _____

What was your favorite part of your military service?: _____

Directions: Write a grocery list of ten items!

1. _____
2. _____
3. _____
4. _____
5. _____
6. _____
7. _____
8. _____
9. _____
10. _____

Can you read your list without the CCTV? It is important to think about why you are writing down this information. Ask yourself, "Will I be able to read this when I get to the store without my magnifier?"

Pop-Culture Quiz

Directions: Write the answers on the blank lines after each question.

1. After the Lone Ranger saved the day and rode off into the sunset, the grateful citizens would ask, Who was that masked man? Invariably, someone would answer, I don't know, but he left this behind. What did he leave behind? _____
2. When the Beatles first came to the U.S. in early 1964, we all watched them on The _____ Show.
4. "Get your kicks, _____."
5. "The story you are about to see is true. The names have been changed _____."
6. "In the jungle, the mighty jungle, _____."
6. After the Twist, The Mashed Potato, and the Watusi, we "danced" under a stick that was lowered as low as we could go in a dance called the "_____."
7. "N_E_S_T_L_E_S", Nestle's makes the very best _____."
8. Satchmo was America's "Ambassador of Goodwill." Our parents shared this great jazz trumpet player with us. His name was _____.
9. What takes a licking and keeps on ticking? _____
10. Red Skelton's hobo character was named _____, and Red always ended his television show by saying, "Good Night, and _____."
11. Some Americans who protested the Vietnam War did so by burning their _____.
12. The cute little car with the engine in the back and the trunk in the front was called the VW. What other names did it go by? _____ & _____.
13. In 1971, singer Don MacLean sang a song about, "the day the music died." This was a tribute to _____.
14. We can remember the first satellite placed into orbit. The Russians did it. It was called _____.
15. One of the big fads of the late 50's and 60's was a large plastic ring that we twirled around our waist. It was called the _____.

Quiz Answers:

- | | |
|--|---|
| 1. The Lone Ranger left behind a silver bullet | 9. The Timex watch |
| 2. The Ed Sullivan Show | 10. Freddy, The Freeloader, and "Good Night, and may God Bless" |
| 3. On Route 66 | 11. Draft cards (Bras were also burned.) |
| 4. To protect the innocent | 12. Beetle or Bug |
| 5. The Lion sleeps tonight | 13. Buddy Holly |
| 6. The limbo | 14. Sputnik |
| 7. Chocolate | 15. Hoola-hoop |
| 8. Louis Armstrong | |

Directions:

1. Fill out one of the check registers and balance the account to determine what the new balance will be for the account with the information listed below. At the end of the packet are blank copies of the large print check registers that you can reproduce and place in a 3 ring binder if you wish to use them. Copies can be made at most public libraries or stationary stores.
2. Write out each of the 6 checks.
3. Fill out the example envelopes for each of the checks so they can be mailed. Include Your Home Address as the Return Address on the envelope.

Starting Balance: \$3500.00

Bills:

1. Acme Oil Company – Bill for \$416.00
2. West Haven Electric Company – Bill for \$32.17
3. City Water Department – Bill for \$402.01
4. Comcast Cable – Bill for \$53.12
5. Can't Talk Now Telephone Company – Bill for \$24.36
6. Mortgage Payment to Bank of America – Bill for \$1489.94

Deposits:

1. Paycheck – Deposit for \$2589.00
2. Deposit for \$341.25

Addresses:

Acme Oil Company
1234 Exon Drive
Trenton, NJ 01024


Comcast Cable
9993 Sitcom Drive
Hollywood, CA 66532


West Haven Electric Company
8364 Lightning Bolt Avenue
West Haven, CT 06516


Can't Talk Now Telephone Company
1800 Bell Avenue
Franklin, ND 97842

City Water Department
736 Rusty Truck Road
Bar Harbor, ME 01034

Bank of America
100 Washington Trail
Cincinnati, OH 43652

Joe A. Veteran 123 Constitution Way Anywhere, USA 01010	51-7010/2111	101
	_____ 20 _____	
PAY TO THE ORDER OF _____		\$ _____
_____		 Security features included. Details on back.
Veteran Financial Bank		
FOR _____		IVP
. : 1234567890. :	123456. :	101

Joe A. Veteran 123 Constitution Way Anywhere, USA 01010	51-7010/2111	102
	_____ 20 _____	
PAY TO THE ORDER OF _____		\$ _____
_____		 Security features included. Details on back.
Veteran Financial Bank		
FOR _____		IVP
. : 1234567890. :	123456. :	101

Joe A. Veteran 123 Constitution Way Anywhere, USA 01010	51-7010/2111	103
	_____ 20 _____	
PAY TO THE ORDER OF _____		\$ _____
_____		 Security features included. Details on back.
Veteran Financial Bank		
FOR _____		IVP
. : 1234567890. :	123456. :	101

Joe A. Veteran 123 Constitution Way Anywhere, USA 01010	51-7010/2111	104
	_____ 20 _____	
PAY TO THE ORDER OF _____		\$ _____
<hr/>		
Veteran Financial Bank		
FOR _____		IVP
. : 1234567890 . : 123456 . : 101		

Joe A. Veteran 123 Constitution Way Anywhere, USA 01010	51-7010/2111	105
	_____ 20 _____	
PAY TO THE ORDER OF _____		\$ _____
<hr/>		
Veteran Financial Bank		
FOR _____		IVP
. : 1234567890 . : 123456 . : 101		

Joe A. Veteran 123 Constitution Way Anywhere, USA 01010	51-7010/2111	106
	_____ 20 _____	
PAY TO THE ORDER OF _____		\$ _____
<hr/>		
Veteran Financial Bank		
FOR _____		IVP
. : 1234567890 . : 123456 . : 101		

Sample Envelopes

Sample Envelopes

Sample Envelopes
